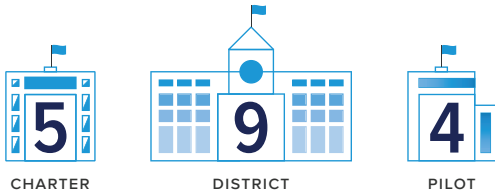


YPI IMPACT SNAPSHOT 2018

PROMISE NEIGHBORHOOD

Communities Served

Hollywood + Pacoima



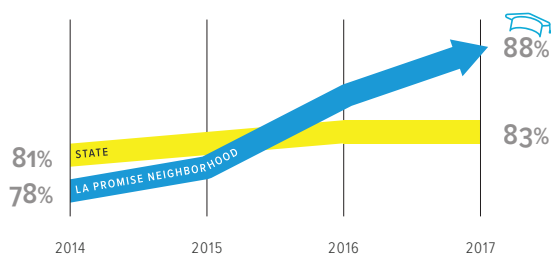
18
SCHOOLS

14,837
STUDENTS

91%
eligible for
free/reduced-
price lunch

30%
English-language
learners

High School Graduation



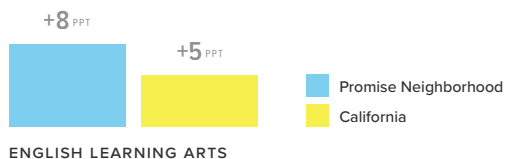
By providing opportunities that ensure all students are achieving, graduation rates across Promise Neighborhood high schools have soared above state levels.

Three Promise Neighborhood schools had graduation rates higher than 95%.

Student Proficiency

Programs that support student learning had a strong impact on the improvement in student proficiency on state standardized tests.

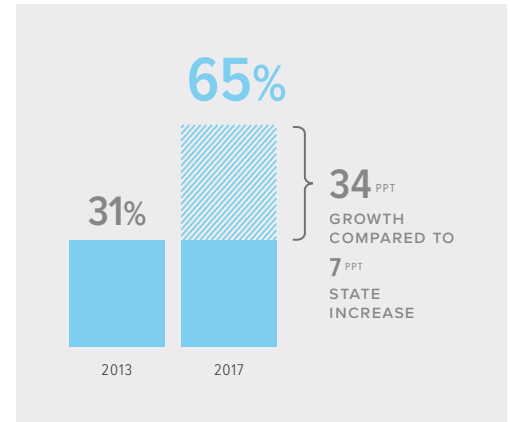
Promise Neighborhood schools significantly outperformed California's increase in proficiency over the last two years, with 13 achieving double-digit percentage point gains.



College Ready

REMARKABLE INCREASE

The college-ready graduation rate for LAPN high schools has more than doubled over the PN implementation period, from 31% in 2013 to 65% in 2017. During the same time period the state only increased 7 percentage points on this measure – we quintupled the state's growth.



SUCCESS SPOTLIGHT

The LAPN now has the **two top high schools** in all of Los Angeles for seniors on track to graduate college-ready (STEM Academy of Hollywood and Social Justice Humanitas at the Cesar Chavez Learning Academy). Third and fourth place are gifted magnet schools!

CCLA – SOCIAL JUSTICE HUMANITAS

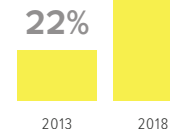
33% ACCEPTANCE RATE TO UCLA IN 2018

“One of the 10 best in L.A. Unified at getting their graduates to college.”
Los Angeles Times

STEM ACADEMY OF HOLLYWOOD

70% OF GRADUATES ADMITTED INTO FOUR-YEAR COLLEGES

compared to a rate of 22% before LAPN.



SUCCESS SPOTLIGHT

STEM ACADEMY OF HOLLYWOOD

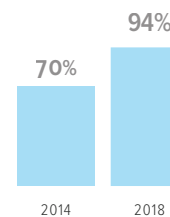
ACADEMIC SUCCESS

In English Language Arts, STEM increased from 43% to 78% proficient in just three years.




GRADUATION RATE TURNAROUND

Increased by 24 percentage points.



HEALTH & WELLNESS

367 BOXES OF FRESH PRODUCE PROVIDED TO LOW-INCOME FAMILIES



\$91,900

IN GROCERY VOUCHERS

Distributed to low-income families in need

1,338

NUTRITION EDUCATION AND PHYSICAL ACTIVITY WORKSHOPS PROVIDED

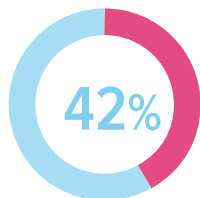
4,730

PEOPLE REACHED

GEAR UP



Of the students who received 30+ hours of GEAR UP tutoring:



OF STUDENTS INCREASED THEIR GPAS



AVERAGE INCREASE IN GPA

FINANCIAL EMPOWERMENT



895

TAX RETURNS COMPLETED FOR TAX YEAR 2017



\$41,810

CALEITC VALUE



\$48,084

IN CHILD TAX CREDITS



\$853,524

TOTAL VALUE OF PARTICIPANT TAX REFUNDS



149%

INCREASE OVER PREVIOUS YEAR IN CALEITC



\$306,314

IN FEDERAL EARNED INCOME TAX CREDITS

— YPI RESOURCE CENTERS —



FAMILYSOURCE CENTER

2,762

Number of individuals enrolled in services to support family stability

\$1,012,860

TOTAL VALUE OF INCREASED FAMILY INCOME/RESOURCES



WORKSOURCE CENTER

1,690

Adults enrolled in services to strengthen workplace skills

1,025

GAINED EMPLOYMENT



YOUTHSOURCE CENTER

930

OPPORTUNITY YOUTH SERVED

163

gained high school diploma, GED, and/or additional vocational and work readiness certificates

186

enrolled in post-secondary education and/or gained employment



EXPANDED LEARNING

7,710

AVERAGE DAILY ATTENDANCE

Across after school and before school programming for K-12 students